

PMEX UPDATE

SELL	
	CRUDE10-MY26
97.93	0.06%
Expiry	20/Apr/26
Remaining	10 Days
Entry	99.33 - 98.83
Stoploss	100.65
Take Profit	97.28 - 96.5

SELL	
	NGAS1K-MY26
2.6430	-1.01%
Expiry	27/Apr/26
Remaining	17 Days
Entry	2.66 - 2.65
Stoploss	2.71
Take Profit	2.63 - 2.62

BUY	
	GO10Z-JU26
4,788.50	-0.61%
Expiry	27/May/26
Remaining	47 Days
Entry	4780 - 4788
Stoploss	4757.48
Take Profit	4800 - 4810

N/A	
	SL10-MA26
75.77	
Expiry	
Remaining	
Entry	---
Stoploss	#VALUE!
Take Profit	---

BUY	
	PLATINUM5-JY26
2,078.45	-1.59%
Expiry	26/Jun/26
Remaining	77 Days
Entry	2064 - 2073
Stoploss	2037.43
Take Profit	2092 - 2102

BUY	
	COPPER-MY26
5.8528	1.53%
Expiry	28/Apr/26
Remaining	18 Days
Entry	5.82 - 5.83
Stoploss	5.78
Take Profit	5.86 - 5.88

BUY	
	ICOTTON-MY26
73.33	0.10%
Expiry	22/Apr/26
Remaining	12 Days
Entry	73.48 - 73.61
Stoploss	73.34
Take Profit	74.03 - 74.33

BUY	
	DJ-JU26
48,398	-0.04%
Expiry	17/Jun/26
Remaining	68 Days
Entry	48124 - 48206
Stoploss	47819.23
Take Profit	48333 - 48482

BUY	
	SP500-JU26
6,866	0.04%
Expiry	17/Jun/26
Remaining	68 Days
Entry	6831 - 6841
Stoploss	6780.81
Take Profit	6860 - 6880

BUY	
	NSDQ100-JU26
25,283	0.12%
Expiry	17/Jun/26
Remaining	68 Days
Entry	25187 - 25259
Stoploss	24940.85
Take Profit	25369 - 25434

BUY	
	GOLDUSDJPY-MY26
159.17	0.14%
Expiry	28/Apr/26
Remaining	18 Days
Entry	159.33 - 159.39
Stoploss	159.01
Take Profit	159.55 - 159.65

BUY	
	GOLDEURUSD-MY26
1.1715	0.11%
Expiry	28/Apr/26
Remaining	18 Days
Entry	1.1693 - 1.1702
Stoploss	1.167
Take Profit	1.1731 - 1.1753

Major Headlines

Crude oil gained as Israeli strikes raised doubts about fragile Middle East ceasefire

Crude oil edged higher by 0.81% to settle at 8,933, as renewed Israeli strikes on Lebanon cast fresh doubt over the already fragile Middle East ceasefire. Market sentiment remained tense, with the Strait of Hormuz still largely restricted and reports suggesting tanker traffic has been disrupted. Since the strait handles nearly 20% of global oil and gas flows, even partial blockages continue to keep supply concerns elevated. On the fundamentals side [see more...](#)

Gold prices dip ahead of inflation data, possible U.S.-Iran talks

Gold prices edged lower on Friday, but were on track for a weekly rise, as a shaky U.S.-Iran ceasefire provided underlying support, although investors remained cautious ahead of potential talks this weekend. Spot gold dropped 0.4% to \$4,748.45 an ounce by 05:47 ET (09:47 GMT), hovering below recent three-week highs. U.S. [see more...](#)

US stock futures steady ahead of inflation data, Mideast truce in focus

U.S. stock index futures were flat on Friday as investors awaited a key inflation report and monitored geopolitical developments surrounding an uneasy truce in the Middle East. The announcement of a two-week ceasefire earlier this week between the U.S. and Iran buoyed Wall Street, setting the S&P 500 on track for its largest weekly jump since November. Meanwhile, the Dow is set to post its strongest gains since June. [see more...](#)

USD/JPY Price Forecast: Symmetrical Triangle breakdown below 159.00 warrants more downside

The USD/JPY pair trades 0.9% lower to near 158.20 during the European trading session on Wednesday. The pair faces intense selling pressure as the US Dollar (USD) underperforms across the board, following the announcement of a two-week ceasefire between the United States (US) and Iran. Earlier in the day, US President Donald Trump announced that he had suspended planned attacks on Iranian civilian [see more...](#)

EUR/USD Price Forecast: Posts fresh monthly high around 1.1700

Market sentiment turns favorable for risk-sensitive assets on a temporary ceasefire between the United States and Iran. US President Donald Trump announced that he has suspended planned attacks on Iranian civilian infrastructure as Tehran has agreed to reopen the Strait of Hormuz. On the macro front, Eurozone Retail Sales data contracts 0.2% Month-on-Month (MoM) in February, faster than the previous reading of 0.1%. [see more...](#)

US Dollar Index (DXY) picks up to 99.00 with Iran's ceasefire into question

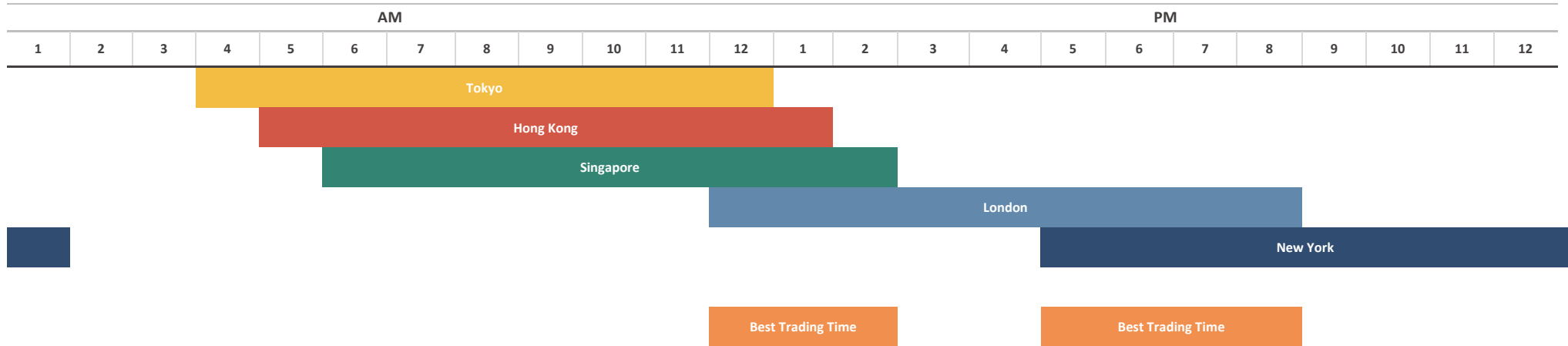
The US Dollar (USD) has trimmed some losses to consolidate right above the 99.00 level on Thursday, after bouncing from lows at 98.50 on Wednesday. The safe-haven US Dollar has picked up as investors come to terms with the fragility of the ceasefire in Iran. A few hours after the ceasefire was announced, Iranian authorities closed the Strait of Hormuz in retaliation for a massive attack by Israel in Lebanon. [see more...](#)

Economic Calendar

Event	Date	Time	Currency	Importance	Actual	Forecast	Previous
CPI (MoM) (Mar)	10/4/2026	5:30 PM	USD	High volatility		1.00%	0.30%
Core CPI (MoM) (Mar)	10/4/2026	5:30 PM	USD	High volatility		0.30%	0.20%
CPI (YoY) (Mar)	10/4/2026	5:30 PM	USD	High volatility		3.40%	2.40%

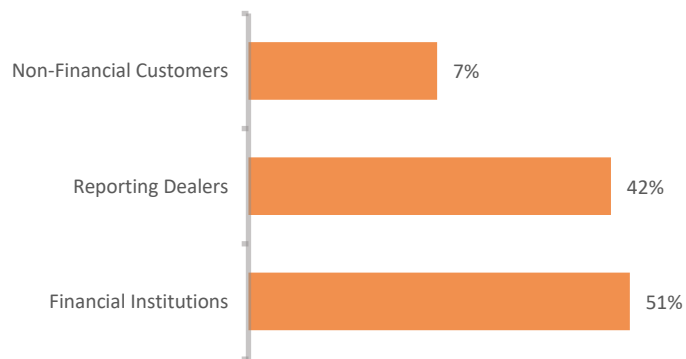
FOREX MARKETS' STATISTICS

Forex Market Hours

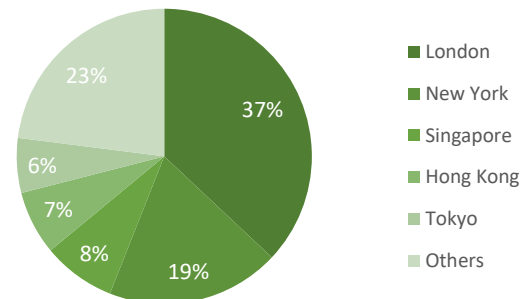


Note: This chart shows the normal forex trading times of all the major forex trading centers across the globe in Pakistan Standard Time.

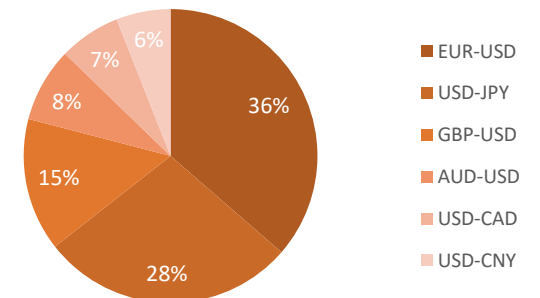
Forex Turnover by Counterparty



Markets' Share in Total Forex Turnover



Most Traded Currency Pairs



Sources: ACPL Research, Forexmarkethours, Dailyfx, Ig

DISCLAIMER

This report has been prepared by Abbasi and Company (Private) Limited and is provided for information purposes only. Abbasi and Company (Private) Limited (ACPL) is engaged in brokerage business of commodities futures in Pakistan and to provide the trading/ execution facility on Pakistan Mercantile Exchange (PMEX). There is risk of loss in trading in derivatives (futures). The author, directors and other employees of Abbasi and Company (Private) Limited and its affiliates cannot be held responsible for any loss in trading. Futures; futures on margin carries a high level of risk and may not be suitable for all investors. The high degree of leverage can work against the investor/ traders. Before deciding to invest in Commodity derivatives, you should carefully consider your investment objectives, level of experience, and risk appetite. The possibility exists that you could sustain a loss of some or all of your initial investment and therefore you should not invest money that you cannot afford to lose. You should be aware of all the risks associated with futures trading in commodities and other financial products. We take no responsibility for any loss made in investment on any instruments through us. In any event Abbasi and Company (Private) Limited, its affiliates, agents will not be liable to anyone for any decision made or action taken for investment/trading. Abbasi and Company (Private) Limited, its affiliates, directors and employees cannot be held responsible for any loss in trading due to any problem in connectivity; failure of system; technical problem in the software or any other reason whatever.

All the reports/ recommendations/ trading calls/ opinions are advisory in nature and contains the opinions of the author, which are not to be construed as investment advices. The author, directors and other employees of Abbasi and Company (Private) Limited and its affiliates cannot be held responsible for the accuracy of the information presented herein or for the results of the positions taken based on the opinions expressed in the reports/ views from Abbasi and Company (Private) Limited. All the views/ recommendations/ trading calls and opinions are based on the information, which are believed to be accurate and no assurance can be given for the accuracy of these information.

Derivatives trading involve substantial risk. The valuation of the underlying may fluctuate, and as a result, clients may lose their entire original investment. In no event should the content of this research report be construed as an express or an implied promise, guarantee or implication by, or from, Abbasi and Company (Private) Limited that you will profit or that losses can, or will be, limited in any manner whatsoever. Past results are no indication of future performance. The information provided in this report is intended solely for informative purposes and is obtained from sources believed to be reliable. Information is in no way guaranteed. No guarantee of any kind is implied or possible where projections of future conditions are attempted. Investments in securities market are subject to market risks, read all the related documents carefully before investing.

All rights reserved by Abbasi and Company (Private) Limited. This report or any portion hereof may not be reproduced, distributed, or published by any person for any purpose whatsoever. Nor can it be sent to a third party without prior consent of Abbasi and Company (Private) Limited. Action could be taken for unauthorized reproduction, distribution, or publication.

The research analyst, primarily involved in the preparation of this report, certifies that (1) the views expressed in this report accurately reflect his/her personal views about the subject commodity/index /currency pair and (2) no part of his/her compensation was, is or will be directly or indirectly related to the specific recommendations or views expressed in this report.

DISCLOSURE

Following exchange rates are used to convert investment and profit values:

- USD/PKR: 280.10
- JPY/PKR: 1.97

To arrive at our Target Price, Abbasi & Company (Private) Limited uses following methods:

- Technical Analysis
- Fundamental Analysis

Furthermore, profit and returns are inclusive of all expenses including PMEX Fee, ACPL Fee & Sales Tax

RESEARCH DISSEMINATION POLICY

Abbasi & Company (Private) Limited endeavors to make all reasonable efforts to disseminate research to all eligible clients in a timely manner through either physical or electronic distribution such as email, fax mail etc. Nevertheless, all clients may not receive the material at the same time.

PREPARED BY

Muhammad Rashid Nawaz
Phone: (+92) 42 38302028
Ext: 118
Email: umairjaved@abbasiandcompany.com

RESEARCH DEPARTMENT

6 - Shadman, Lahore
Phone: (+92) 42 38302028; Ext: 116, 117
Email: research@abbasiandcompany.com
web: www.abbasiandcompany.com

HEAD OFFICE

6 - Shadman, Lahore
Phone: (+92) 42 38302028
Email: support@abbasiandcompany.com
web: www.abbasiandcompany.com